

Compo



Description	Compo
Article Number	122814
Machine/Serial Number	
Manufacturing Year	
Ø cups	200 mm
Color of cups	White
Capacity max horizontal	80 kg

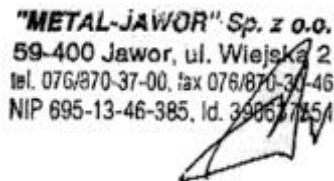
1	Contact.....	2
2	Conformity Declaration „CE“	2
3	Explanation of the Symbols and Warning Instructions	2
3.1	Warning Instructions on the Compo	2
3.2	Symbols in the Operation Instructions	3
4	Regulations for use of the Compo	3
4.1	Field of Application of the Compo.....	3
4.2	Inappropriate Application	3
4.3	Safety Regulations	4
4.4	Machine Identification Plate.....	4
5	Delivery and Assembly	5
5.1	Delivery.....	5
5.1.1	Manual for using the Compo	5
	Please follow the instructions of the Compo in detail.	5

1 Contact

For any questions and orders please contact the WEHA-Ludwig Werwein GmbH, per Telephone, Mail or per Email or directly to the manufacturer:

In Germany WEHA-Ludwig Werwein GmbH Post Box 13 55 86331 Königsbrunn / Augsburg Wikingerstr. 15 86343 Königsbrunn / Augsburg Telephone: +49 (0) 8231 / 60 07-0 Telefax: +49 (0) 8231 / 60 07-148 E-Mail: info@weha.com	In Austria WEHA Steinbearbeitungsmaschinenvertriebsgesellschaft m. b. H. Lange Gasse 17 A-1080 Wien Telephone: +43 (0) 1 / 40 39 340 Telefax: +43 (0) 1 / 40 88 762 E-Mail: office.weha@aon.at	Visit us at our Internet Website Internet Website: http://www.weha.com E-Mail: info@weha.com
--	--	---

2 Conformity Declaration „CE“

EC-Conformity Declaration 2006/42/EG			
Manufacturer:	Metal-Jawor Sp. z o.o. ul. Wiejska 2 PL 59-400 Jawor Telefon 0048 76 8703700 Telefax 0048 76 8703046	Machine Type:	Compo
		Application:	Line up of stone pieces
		Machine Number:	
Signature:	 <p>"METAL-JAWOR" Sp. z o.o. 59-400 Jawor, ul. Wiejska 2 tel. 076/870-37-00, fax 076/870-37-46 NIP 695-13-46-385, Id. 390637151</p>		
We hereby certify that the above mentioned machine corresponds to the requirements in accordance with the above guidelines.			

3 Explanation of the Symbols and Warning Instructions

The following explanations of the warning symbols appearing on the machine or unit or in the operating instructions should help you to understand them:

3.1 Warning Instructions on the Compo

The following symbols can appear on the unit respectively in the operation instructions and are defined accordingly:



This symbol points out the availability of the related operating instructions and warns the operator to read these instructions prior to the installation or the commissioning of the machine.



This mandatory sign obligates the operator of the machine to use and wear safety shoes, protective gloves and protection helmet.

3.2 Symbols in the Operation Instructions



This exclamation mark, framed in an equilateral triangle, draws the operator's attention to the fact that very important directions are available and the operator should read and follow the information with particular interest.



Obligation to recycle waste materials into the production process and to safeguard the natural resources and protect the environment.



Marking of switches, articles, etc. in the pictures of this operating and service manual.

4 Regulations for use of the Compo

Please pay particular attention to the information concerning the use of the machine.



Attention. Danger of Injury!

Inappropriate use leads to personal injuries and damage to materials!



This unit respectively machine is especially conceived for one or several application fields.
The following Chapter explains the possible applications and the possible dangers during the operation.

4.1 Field of Application of the Compo

You have purchased a quality product of WEHA-Ludwig Werwein GmbH.

Please note the following special characteristics:

- Line up of stone pieces
- Robust construction

4.2 Inappropriate Application

The Compo is to be used exclusively for line-up of stone pieces.

- Do not use the Compo for the transport of stone slabs
- Do not use the Compo for lifting stone slabs
- Do not stand under the stone while using

4.3 Safety Regulations



- Please read completely these operating instructions before using the Compo!
- Keep the operating instructions carefully in the proximity of the Compo for future reference when in doubt!
- Unconventional changes or installing of additional devices will lead to the cancellation of any liability by the dealer or manufacturer!
- Remove all articles from the work area, which can be a possible source of danger!
- Only authorized persons may use the Compo. Each user must have read and understood this documentation.
- Before each use, check the basic parts for damages! In case of defects do not use the Compo. The use by an unauthorized third party must be prevented by suitable measures!
- Do not transport any work piece which is too large and none which is too small respectively too heavily designed objects!
- Standing and walking under a suspended load is prohibited!
- Maintain a clean working area
- Protective work clothing in accordance with prevailing instructions are to be used
- Among other items belong the following:
 - Protective Work Gloves in accordance with current safety measures to prevent accidents!
 - Protective Work Safety Shoes in accordance with the current safety measures to prevent accidents!
- Check and make certain that all parts are correctly mounted!
- In case damages or malfunctions of the machine arise, please contact the dealer or manufacturer immediately!
- In case of irreparable damage or other reasons which prevent the further use of the Compo for a long term, stop operation by making the machine unusable thus making certain there is no danger to other persons!
- If disposing of the machine or parts thereof; dismantle and separate the different materials which can be then disposed of in accordance with recycling regulations!



4.4 Machine Identification Plate

The identification plate indicates the origin, identity as well as year of manufacture and, if necessary the maximum carrying capacity

Upon receipt of the goods, please compare the identification plate with the data on the first page of the operation instructions. If the data differs from each other, please contact immediately the dealer or the manufacturer.

Lieferer:	weha D-86343 Königsbrunn	 
Bezeichnung:		
Typ:		
Fabrik-Nr.		
Baujahr:		
max. Tragfk.		

5 Delivery and Assembly

Please read carefully the information in the chapter „Assembly“ and follow it precisely. The manufacturer or the Company WEHA-Ludwig Werwein GmbH will not be held liable for any damage due to incorrect assembly.

5.1 Delivery


On receipt of the goods, check the supplied commodity for any damages incurred during transportation and packing! Advise the Manufacturer/Agent respectively the Transport Company immediately of any damages!

Scope of supply:


- 1 x Operation and Service Instructions
- 1 x Compo

5.1.1 Manual for using the Compo

Please follow the instructions of the Compo in detail.



- Clean the rubber with a wet cloth to get the max. suction power
- The 2 stone pieces has to be smooth and clean
- With the 2 black knobs [D1] you can adjust the hight of the cups
- You have to use the Compo that you are able to adjust [C1] the stone back and forth



- To create vacuum [A2] under the cups start to push the cups by hand carefully on the stone. You have to push the knob [B2] as long as there is no resistance any more.
- For release push the handle [C2].